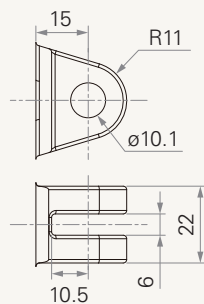
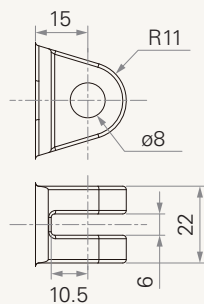
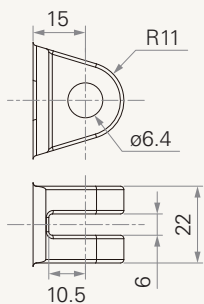


Rear Attachment (mm)

4 = Aluminum casting, U clevis, slot 6.0, width 10.5, hole 6.4, one piece casting with gear box

5 = Aluminum casting, U clevis, slot 6.0, width 10.5, hole 8.0, one piece casting with gear box

6 = Aluminum casting, U clevis, slot 6.0, width 10.5, hole 10.1, one piece casting with gear box



Direction of Rear Attachment (Counterclockwise)

1 = 90°

2 = 0°

