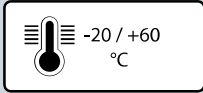
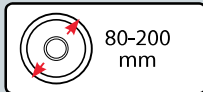


GREY NON-MARKING RUBBER WHEELS WITH PRESSED STEEL DISCS



Description

Tyre: grey non-marking standard rubber, hardness 80 Shore A

Centre: electrolytically galvanised steel plate, made of two riveted discs.

Hub with polyamide self-lubricating plain bore.

Cylindrical roller bearing hub with plastic cage.

Uses

Suitable for trolleys with light-duty loads, also in presence of obstacles and for indoor-outdoor use.

The grey non-marking rubber tyre makes them suitable for use on fragile floors as well as in domestic/institutional environments.

Examples of recommended applications: luggage trolleys, tool trolleys, small mobile scaffoldings, waste bin containers.

Environments of use

Suitable for industrial and institutional environments, also in presence of humidity and oils. Not suitable in presence of aggressive chemical agents.

WEAK ACIDS		WEAK BASES	
STRONG ACIDS		STRONG BASES	
WATER		HYDROCARBONS	
ALCOHOL		SOLVENTS	

For information on the compatibility of the component wheel materials with specific aggressive chemical substances, see table at page 36.

Floors



Suitable for all types of floors, even outdoors.

They facilitate the overcoming of obstacles.

They do not damage or mark floors.



Force required to push or tow a wheel

 	50 kg	100 kg	150 kg	200 kg	230 kg
80 mm	5	----	----	----	----
100 mm	3	----	----	----	----
125 mm	2.5	6	----	----	----
140 mm	2.2	5.5	9	----	----
150 mm	2	5	8.5	----	----
160 mm	1.5	3.5	7.5	----	----
200 mm	1	3	5.5	8.5	11

For each load and diameter, the table indicates the force (in daN) needed to push or tow a single wheel at the constant speed of 4 km/h on smooth flooring. For manual handling of a 4-wheeled trolley we recommend diameters that have values < 5 daN, for frequent handling we recommend diameters with values < 3 daN.

Fittings with brackets



Standard-duty brackets NL

Maximum carrying capacity 230 daN - available diameters 80-200 mm
Top plate and bolt hole fittings. Available with front brake.

Options available to order:

The series 23 wheels are also available with assembled thread guards. To order them add the "PF" suffix to the product code. To order loose thread guards see the Accessories section.












Wheels with SL brackets
d. 80-125 mm










SERIES **23**

**GREY NON-MARKING RUBBER WHEELS
WITH PRESSED STEEL DISCS**

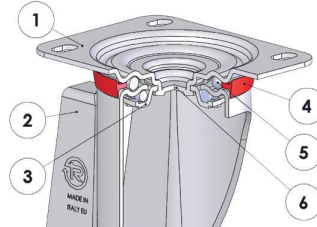


						 Static		 4 km/h									
mm	mm	kg	CODE	mm	mm	daN	daN	daN									
80	25	0.17	231121	12	39	260	50	65									
100	30	0.28	231122	12	44	300	75	80									
125	37.5	0.51	231103	15	44	330	85	130									
140	37.5	0.64	231104	15	44	340	95	150									
150	40	0.73	231111	15	44	350	100	170									
160	40	1.00	231110	20	58	370	120	180									
200	50	1.75	231106	20	58	410	140	230									



						 Static		 4 km/h									
mm	mm	kg	CODE	mm	mm	daN	daN	daN									
80	25	0.19	233121	12	39	260	50	65									
100	30	0.31	233122	12	44	300	75	80									
125	37.5	0.54	233103	15	44	330	85	130									
140	37.5	0.66	233104	15	44	340	95	150									
150	40	0.76	233111	15	44	350	100	170									
160	40	1.07	233110	20	58	370	120	180									
200	50	1.81	233106	20	58	410	140	230									

Standard-duty brackets NL - max carrying capacity 230 daN



- 1) Plate: electrolytically galvanised steel plate
 - 2) Fork: electrolytically galvanised steel plate
 - 3) Ball race ring: electrolytically galvanised steel plate
 - 4) Dust seal: orange polyethylene
 - 5) Swivel actions: double ball ring with grease lubrication
 - 6) King pin: integrated with the plate and cold-riveted
- Available with total front foot brake

mm	mm	kg	CODE	kg	CODE	kg	CODE	mm	mm	mm	mm	mm	mm	mm	mm	daN	4 km/h
80	25	0.69	234401	0.49	235701	0.87	235201	107	100x85	80x60	9	37	120		65		
100	30	0.82	234402	0.62	235702	1.00	235202	128	100x85	80x60	9	35	120		80		
125	37.5	1.18	234403	0.92	235703	1.30	235203	156	100x85	80x60	9	37	120		130		
140	37.5	1.31	234404	0.93	235704	1.46	235204	177	100x85	80x60	9	34	120		150		
150	40	1.42	234411	1.04	235711	1.57	235211	182	100x85	80x60	9	34	120		170		
160	40	2.44	234410	2.07	235710	2.69	235210	199	140x110	105x80	11	56	156		180		
200	50	3.25	234406	2.89	235706	3.39	235206	240	140x110	105x80	11	56	156		230		
80	25	0.70	234601	0.51	235901	0.89	235221	107	100x85	80x60	9	37	120		65		
100	30	0.84	234602	0.65	235902	1.03	235222	128	100x85	80x60	9	35	120		80		
125	37.5	1.21	234603	0.95	235903	1.33	235223	156	100x85	80x60	9	34	120		130		
140	37.5	1.34	234604	0.96	235904	1.49	235224	177	100x85	80x60	9	34	120		150		
150	40	1.45	234611	1.07	235911	1.60	235231	182	100x85	80x60	9	37	120		170		
160	40	2.50	234610	2.13	235910	2.75	235230	199	140x110	105x80	11	56	156		180		
200	50	3.31	234606	3.05	235906	3.45	235226	240	140x110	105x80	11	56	156		230		

Options available to order:



Bracket with rear brake
d. 150-200 mm



Bracket with directional lock
d. 80-125 mm



Directional lock for brackets
d. 150-200 mm

