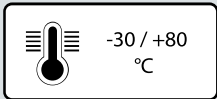


POLYAMIDE 6 SOLID WHEELS FOR HEAVY LOADS



INOX



Description

Polyamide 6 solid wheels for heavy-duty loads, hardness 70 Shore D.

Hub with plain bore hole which directly houses the axle.

Hub with shielded ball bearings with interference assembly in the seats obtained by centre moulding. The wheel is also available without bearings.

Uses

Intended mainly for static uses, for high carrying capacities.

The excellent rolling resistance ensures that a minimum manual effort is needed when handling, but only on smooth floors.

Examples of recommended applications: trolley for internal use in the food and canning industries, tannery equipment, flower trolley, manual pallet trucks, mobile scaffolding.

Environments of use

Designed for industrial environments, even in presence of aggressive chemical substances. Not recommended in areas with strong organic acids and concentrated mineral acids.

WEAK ACIDS				
STRONG ACIDS				
WATER				
ALCOHOL				

WEAK BASES				
STRONG BASES				
HYDROCARBONS				
SOLVENTS				

For information on the compatibility of the component wheel materials with specific aggressive chemical substances, see table at page 40.



Floors

Suitable only for smooth and compact floors.

Not suited for areas with obstacles.



Force required to push or tow a wheel

 	100 kg	200 kg	300 kg	500 kg	700 kg	900 kg
100 mm	2.5	3.5	4.5	---	---	---
125x35 mm	2	2.8	3.8	---	---	---
125x45 mm	2.2	3.2	4	6.5	---	---
150 mm	1.8	2.3	3.5	5.5	7	---
200 mm	1.2	1.8	2.7	3.4	5.5	8

For each load and diameter, the table indicates the force (in daN) needed to push or tow a single wheel at the constant speed of 4 km/h on smooth flooring. For manual handling of a 4-wheeled trolley we recommend diameters that have values < 5 daN, for frequent handling we recommend diameters with values < 3 daN.

Available with brackets



Standard-duty brackets NL

Maximum carrying capacity 300 daN - available diameters 125 mm
Top plate fitting. Available with front brake.



Medium-heavy duty brackets P

Maximum carrying capacity 750 daN - available diameters 100-200 mm
Top plate fitting. Available with front brake and adjustable rear brake.



Stainless steel medium-heavy duty brackets PX

Maximum carrying capacity 750 daN - available diameters 125-200 mm
Top plate fitting. Available with adjustable rear brake.



Heavy-duty PT brackets with hardened ball race grooves

Maximum carrying capacity 900 daN - available diameters 200 mm
Top plate fitting. Available with adjustable rear brake.



Extra-heavy duty brackets EP

Maximum carrying capacity 1000 daN - available diameters 200 mm
Top plate fitting. Available with adjustable rear brake.



Electrowelded brackets EE MHD

Maximum carrying capacity 1500 daN - available diameters 125-200 mm
Top plate fitting. Available with front brake and adjustable rear brake.



Twin electrowelded brackets EEG HD

Maximum carrying capacity 2000 daN - available diameters 125-200 mm
Top plate fitting.

Options available to order



Wheel in solid polyamide 6 for extremely heavy loads












Polyamide 6 wheel for heavy loads with customised colours














68^P

POLYAMIDE 6 SOLID WHEELS FOR HEAVY-DUTY LOADS
















															
mm	mm	kg	CODE	mm	mm	daN	daN	daN							
100	35	0.26	681202	20	44	450	200	400							
125	45	0.36	681203	20	58	700	200	650							
150	45	0.50	681204	20	58	800	300	750							
200	50	0.90	681206	20	58	1000	400	900							



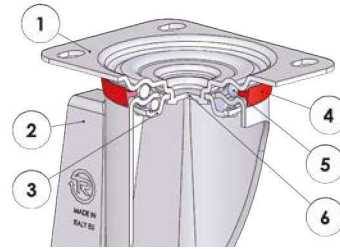
															
mm	mm	kg	CODE	kg	CODE	mm	mm.	mm	mm	daN	daN	daN			
100	35	0.33	683402	0.20	682202	15	40	35	11	450	350	350			
125	35	0.42	683403	0.29	682203	15	40	35	11	500	450	450			
125	45	0.61	683413	0.39	682213	20	56	47	13	700	400	650			
125	45	0.60	683423	0.39	682213	25	56	47	13	700	400	650			
150	45	0.74	683404	0.52	682204	20	56	47	13	800	455	750			
150	45	0.73	683424	0.52	682204	25	56	47	13	800	455	750			
200	50	1.10	683406	0.89	682206	20	56	47	13	1000	650	900			
200	50	1.08	683426	0.89	682206	25	56	47	13	1000	650	900			



EXTRA-HEAVY DUTY WHEEL

															
mm	mm	kg	COD.	kg	COD.	mm	mm.	mm	mm	daN	daN	daN			
200	50	1,42	682126	1,12	683326	20	58	52	15	2250	650	1500			
200	50	1,36	682136	1,12	683326	25	58	52	15	2250	650	1500			

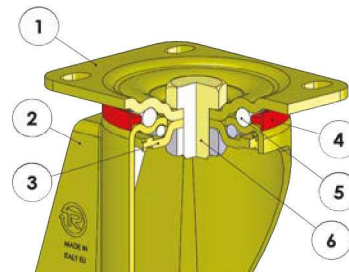
Standard-duty brackets NL - max carrying capacity 300 daN



- 1) Plate: electrolytically galvanised steel plate
 - 2) Fork: electrolytically galvanised steel plate
 - 3) Ball race ring: electrolytically galvanised steel plate
 - 4) Dust seal: orange polyethylene
 - 5) Swivel actions: double ball ring with grease lubrication
 - 6) King pin: integrated with the plate and cold-rieveted
- Available with total front foot brake

mm	mm	kg	CODE	kg	CODE	kg	CODE	mm	mm	mm	mm	mm	mm	daN
125	45	1.48	684523	1.44	685113	1.70	686813	166	140x110	105x80	11	57	156	300
125	45	1.73	684873	1.69	685173	1.95	686863	166	140x110	105x80	11	57	156	300

Medium-heavy duty brackets P - max carrying capacity 350 daN



- 1) Plate: yellow galvanised steel plate
 - 2) Fork: yellow galvanised steel plate
 - 3) Ball race ring: yellow galvanised steel plate
 - 4) Dust seal: orange polyamide
 - 5) Swivel actions: double ball ring with grease lubrication
 - 6) King pin: steel bolt in grade 8.8 steel and steel nut
- Available with total front foot brake

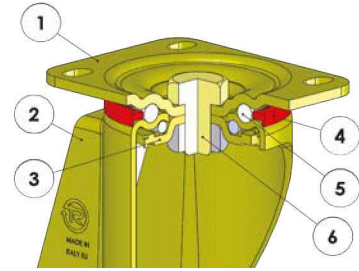
mm	mm	kg	CODE	kg	CODE	kg	CODE	mm	mm	mm	mm	mm	mm	daN
100	35	1.13	687522	0.74	688522	1.28	686912	138	100x85	80x60	9	46	123	350
100	35	1.20	684972	0.81	685372	1.35	686952	138	100x85	80x60	9	46	123	350
125	35	1.35	684973	0.83	685373	1.46	686953	161	100x85	80x60	9	48	123	350

Options available to order



Directional lock for brackets d. 150-200 mm

Medium-heavy duty brackets P - max carrying capacity 750 daN

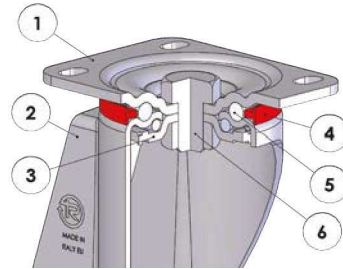


- 1) Plate: yellow galvanised steel plate
 - 2) Fork: yellow galvanised steel plate
 - 3) Ball race ring: yellow galvanised steel plate
 - 5) Swivel actions: double ball ring with grease lubrication
 - 6) King pin: steel bolt in grade 8.8 steel and steel nut
- Available with adjustable total rear foot brake

mm	mm	kg	CODE	kg	CODE	kg	CODE	mm	mm	mm	mm	mm	mm	mm	daN
125	45	2.28	687533	1.49	688533	2.83	686913	170	140x110	105x80	11	70	126	650	
150	45	2.96	687524	1.83	688524	3.14	686914	200	140x110	105x80	11	70	126	750	
200	50	3.37	687526	1.91	688526	3.68	686916	250	140x110	105x80	11	70	126	750	
125	45	2.53	684993	1.74	685393	3.08	686933	170	140x110	105x80	11	70	126	650	
150	45	3.20	684974	2.07	685374	3.77	686954	200	140x110	105x80	11	70	126	750	
200	50	3.64	684976	2.18	685376	3.92	686956	250	140x110	105x80	11	70	126	750	

Stainless steel medium-heavy duty brackets PX- max carrying capacity 750 daN

INOX



- 1) Plate: AISI 304 stainless steel
 - 2) Fork: AISI 304 stainless steel
 - 3) Ball race ring: AISI 304 stainless steel
 - 4) Dust seal: orange polyamide
 - 5) Swivel actions: double ball ring with grease lubrication
 - 6) King pin: screw and nut in stainless steel A
- Available with adjustable total rear foot brake

mm	mm	kg	CODE	kg	CODE	kg	CODE	mm	mm	mm	mm	mm	mm	mm	daN
125	45	2.52	687033	1.10	687133	3.07	687233	170	140x110	105x80	11	70	126	650	
150	45	2.86	687014	1.42	687124	3.43	687224	200	140x110	105x80	11	70	126	750	
200	50	3.32	687016	1.88	687126	3.88	687226	250	140x110	105x80	11	70	126	750	

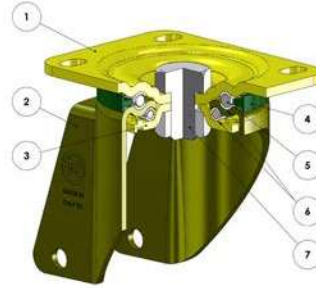
Options available to order



Directional lock
for brackets P
d. 150-200 mm

Heavy-duty PT brackets with hardened ball race grooves - max carrying capacity 900 daN

EXTRA-HEAVY DUTY WHEEL

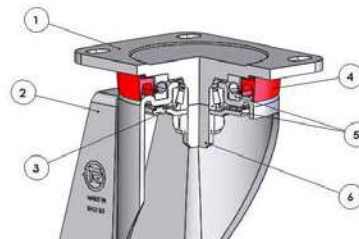


- 1) Plate: yellow galvanised steel plate
 - 2) Fork: yellow galvanised steel plate
 - 3) Ball race ring: yellow galvanised steel plate
 - 4) Dust Seal: dark green polyamide 6
 - 5) Swivel actions: double ball ring with grease lubrication
 - 6) Ball race: hardened carbon steel grooves
 - 7) King pin: steel screw, class 8.8 and stainless steel nut
- Available with rear adjustable brake

mm	mm	kg	COD.	kg	COD.	kg	COD.	mm	mm	mm	mm	mm	mm	daN
200	50	3,74	682906	2,88	685386	4,32	682916	250	140x110	105x80	11	70	126	900

Extra-heavy duty brackets EP - max carrying capacity 1000 daN

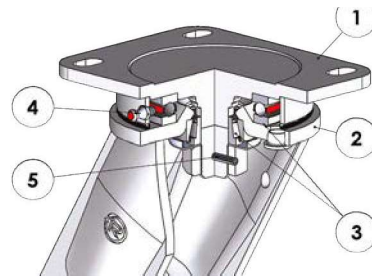
EXTRA-HEAVY DUTY WHEEL



- 1) Plate: white galvanised forged steel
 - 2) Fork: white galvanised forged steel
 - 3) Lower bearing protection ring
 - 4) Dust seal: orange polyethylene
 - 5) Swivel actions: axial ball bearing and tapered roller bearing
 - 6) King pin: integrated with the machine-processed plate
- Available with adjustable total rear foot brake

mm	mm	kg	COD.	kg	COD.	kg	COD.	mm	mm	mm	mm	mm	mm	daN
200	50	4,08	682926	3,77	682936	4,63	682946	250	135x110	105x80	11	70	126	1000

Electrowelded brackets EE MHD - max carrying capacity 1500 daN



- 1) Plate: forged steel with integrated pin
 - 2) Fork: deep-drawn legs electro-welded to the flange
 - 3) Swivel actions: axial ball bearing and tapered roller bearing
 - 4) Grease nipple
 - 5) Anti-loosening system nut
- Available with adjustable total rear foot brake

mm	mm	kg	CODE	kg	CODE	kg	CODE	mm	mm	mm	mm	mm	mm	mm	mm	daN	4 km/h
125	45	3.26	688303	2.03	688403	4.14	688703	182	135x110	105x80	11	51	157			650	
150	45	3.50	688304	2.51	688404	4.38	688704	210	135x110	105x80	11	60	157			750	
200	50	4.02	688306	3.04	688406	4.90	688706	252	135x110	105x80	11	70	157			900	
125	45	3.51	689303	2.28	689403	4.39	689803	182	135x110	105x80	11	51	157			650	
150	45	3.74	689304	2.75	689404	4.62	689804	210	135x110	105x80	11	60	157			750	
200	50	4.22	689306	3.24	689406	5.10	689806	252	135x110	105x80	11	70	157			900	

EXTRA HEAVY-DUTY WHEEL



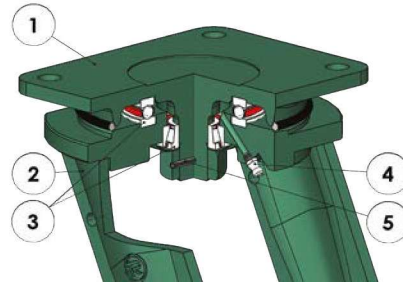
mm	mm	kg	COD.	kg	COD.	kg	COD.	mm	mm	mm	mm	mm	mm	mm	mm	daN	4 km/h
200	50	4,58	682956	3,36	682966	5,39	682986	250	135x110	105x80	11	70	157			1500	

Options available to order



Directional lock
for brackets EE MHD
- EE HD - EED MHD - EES
MHD: see page 420

Twin electrowelded brackets EEG HD - max carrying capacity 2000 daN



- 1) Plate: forged steel with integrated pin
- 2) Fork: deep-drawn legs electro-welded to the flange
- 3) Swivel actions: axial ball bearing and tapered roller bearing
- 4) Grease nipple
- 5) Anti-loosening system nut

mm	mm	kg	CODE	kg	CODE	mm	mm	mm	mm	mm	daN			
125	45+45	9.35	688072	4.90	688172	210	175x140	140x105	14	50	1300			
150	45+45	9.62	688074	5.20	688174	223	175x140	140x105	14	50	1500			
200	50+50	12.40	688066	7.60	688166	285	200x160	160x120	17	65	1800			

EXTRA HEAVY-DUTY WHEEL



mm	mm	kg	COD.	kg	COD.	mm	mm	mm	mm	mm	daN			
200	50+50	13,64	682996	8,64	682998	285	200x160	160x120	17	65	2000			