

SIGMA ELASTIC RUBBER WHEELS WITH ALUMINIUM CENTRE

-  100-250 mm
-  70 Shore A
-  180-500 daN
4 km/h
-  140-400 daN
6 km/h
-  180-300 daN
-  -20 / +70 °C



Description

Tyre: Sigma Elastic rubber, hardness 70 Shore A, excellent elasticity and good resistance to tear and wear.

Centre: made of cast aluminium.

Hub with shielded ball bearings with interference assembly in the seats obtained by centre moulding; also available without bearings.

Uses


The excellent elasticity guarantees an easy overcoming of obstacles, vibration damping and noise reduction during use.

Combined with appropriate brackets, they are also suitable for mechanical handling up to 6 km/h.

Good rolling resistance means less fatigue for the operator handling the equipment. Examples of recommended applications: trolleys for indoor and outdoor industrial-handling, manual pallet trucks, heavy waste collection bins.

Environments of use

Industrial environments, even in presence of humidity. Not suitable in presence of strong acids and solvents.

WEAK ACIDS		WEAK BASES	
STRONG ACIDS		STRONG BASES	
WATER		HYDROCARBONS	
ALCOHOL		SOLVENTS	

For information on the compatibility of the component wheel materials with specific aggressive chemical substances, see table at page 36.

Floors

Suitable for all types of industrial floor, even outdoors.

Allows easily overcoming the obstacles and does not damage floors.



Force required to push or tow a wheel

 	100 kg	200 kg	300 kg	400 kg	500 kg
100 mm	3	----	----	----	----
125x40 mm	2.5	5	----	----	----
160 mm	1.8	3.5	5	----	----
180 mm	2.3	4	6	----	----
200 mm	1	2.4	5	6.5	9
250 mm	1	2.4	5	6.5	9

For each load and diameter, the table indicates the force (in daN) needed to push or tow a single wheel at the constant speed of 4 km/h on smooth flooring. For manual handling of a 4-wheeled trolley we recommend diameters that have values < 5 daN, for frequent handling we recommend diameters with values < 3 daN.

Available with brackets :



Standard-duty brackets NL

Maximum carrying capacity 300 daN - available diameters 100-200 mm
Top plate fitting. Available with front brake.



Medium-duty brackets M

Maximum carrying capacity 500 daN - available diameters 160-200 mm
Top plate fitting. Available with adjustable front brake.



Medium-heavy duty brackets P

Maximum carrying capacity 500 daN - available diameters 100-250 mm
Top plate fitting. Available with adjustable rear brake.



Electrowelded brackets EE MHD

Maximum carrying capacity 500 daN - available diameters 100-250 mm
Top plate fitting. Available with adjustable rear brake.



Twin electrowelded brackets EEG MHD

Maximum carrying capacity 400 daN - available diameters 100-125 mm
Top plate fitting.



Twin electrowelded brackets EEG MHD - EEG HD

Maximum carrying capacity 1000 daN - available diameters 160-200 mm
Top plate fitting.

Options available to order



Wheel with grey rubber tyre

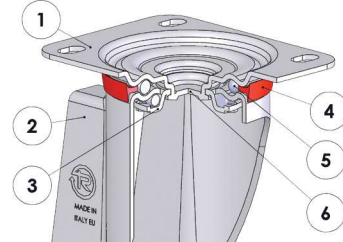
SERIES 72^{AL}

SIGMA ELASTIC RUBBER WHEELS WITH ALUMINIUM CENTRE



mm	mm	kg	CODE	kg	CODE	mm	mm	mm	mm	daN	daN	daN	daN
100	40	0.44	721202	0.39	723102	15	40	32	9	250	180	180	140
125	40	0.76	721103	0.50	723003	20	40	47	14	280	200	200	160
125	40	0.78	721203	0.52	723103	20	50	47	14	280	200	200	160
125	50	0.84	721213	0.62	723113	20	59	47	14	320	230	230	180
160	50	1.22	721210	0.96	723104	20	58	47	14	420	300	300	240
160	50	1.20	721110	0.96	723104	25	58	47	14	420	300	300	240
180	50	1.47	721205	1.21	723105	20	60	47	14	490	250	350	280
200	50	2.00	721306	1.71	723126	20	58	47	14	1000	300	500	400
200	50	2.00	721206	1.71	723106	20	58	52	16,5	1000	300	500	400
200	50	1.99	721106	1.71	723106	25	58	52	16,5	1000	300	500	400
250	50	2.30	721208	1.97	723108	20	60	52	15	1000	300	500	400

Standard-duty brackets NL - max carrying capacity 300 daN



- 1) Plate: electrolytically galvanised steel plate
 - 2) Fork: electrolytically galvanised steel plate
 - 3) Ball race ring: electrolytically galvanised steel plate
 - 4) Dust seal: orange polyethylene
 - 5) Swivel actions: double ball ring with grease lubrication
 - 6) King pin: integrated with the plate and cold-rieveted
- Available with total front foot brake

mm	mm	kg	CODE	kg	CODE	kg	CODE	mm	mm	mm	mm	mm	mm	mm	daN
100	40	0.96	724402	0.71	726202	1.17	727302	128	100x85	80x60	9	37	120	180	
125	50	1.49	724413	1.14	726213	2.37	727313	166	140x110	105x80	11	57	156	230	
160	50	2.59	724410	2.22	726210	2.80	727310	199	140x110	105x80	11	56	156	300	
180	50	2.85	724405	2.56	726205	3.06	727305	219	140x110	105x80	11	56	156	300	
200	50	3.40	724306	3.18	725206	3.66	727106	240	140x110	105x80	11	56	156	300	

Options available to order

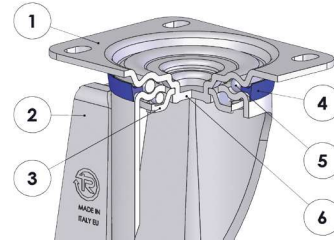


Wheel with grey rubber tyre



Directional lock for brackets d. 150-200 mm

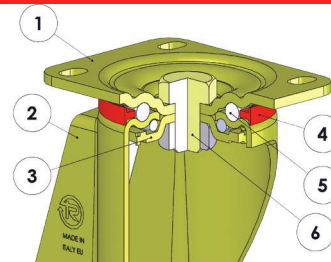
Medium-duty brackets M - max carrying capacity 500 daN



- 1) Plate: electrolytically galvanised steel plate
 - 2) Fork: electrolytically galvanised steel plate
 - 3) Ball race ring: electrolytically galvanised steel plate
 - 4) Dust seal: blue polyethylene
 - 5) Swivel actions: double ball ring with grease lubrication
 - 6) King pin: integrated with the plate and cold-riveted
- Available with adjustable total front foot brake

mm		kg	CODE	kg	CODE	kg	CODE	mm					mm	daN
160	50	2.94	724610	2.22	726210	3.33	727910	199	140x110	105x80	11	58	178	300
200	50	3.79	724506	3.18	725206	4.21	727706	240	140x110	105x80	11	50	178	500

Medium-heavy duty brackets P - max carrying capacity 500 daN



- 1) Plate: galvanised colonial steel plate
 - 2) Fork: galvanised colonial steel plate
 - 3) Ball race ring: galvanised colonial steel plate
 - 4) Dust seal: orange polyamide
 - 5) Swivel actions: double ball ring with grease lubrication
 - 6) King pin: steel bolt in grade 8.8 steel and steel nut
- Available with adjustable total rear foot brake

mm		kg	CODE	kg	CODE	kg	CODE	mm					daN	daN
100	40	1.31	727602	0.81	728512			138	100x85	80x60	9	46	180	140
125	50	2.30	727613	1.66	728523			170	140x110	105x80	11	70	230	180
160	50	3.57	727610	2.08	728514	4.14	727204	205	140x110	105x80	11	70	300	240
180	50	3.81	727605	2.39	728515	4.38	727205	228	140x110	105x80	11	70	350	280
200	50	4.46	727516	3.00	728516	5.06	727206	250	140x110	105x80	11	70	500	400
250	50	4.74	727518	3.64	728518	5.44	727208	298	140x110	105x80	11	66	500	400

Options available to order

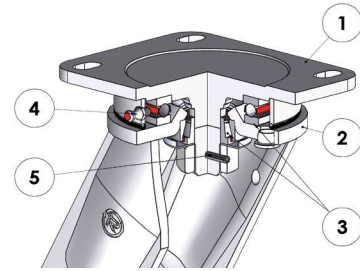


Wheel with grey rubber tyre



Directional lock for P brackets d. 150-200 mm

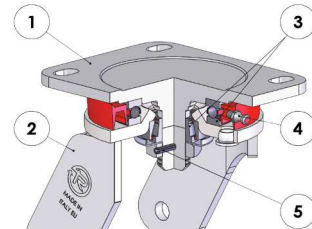
Electrowelded brackets EE MHD - max carrying capacity 500 daN



- 1) Plate: forged steel with integrated pin
 - 2) Fork: deep-drawn legs electro-welded to the flange
 - 3) Swivel actions: axial ball bearing and tapered roller bearing
 - 4) Grease nipple
 - 5) Anti-loosening system nut
- Available with adjustable total rear foot brake

mm	mm	kg	CODE	kg	CODE	kg	CODE	mm	mm	mm	mm	mm	mm	4 km/h	6 km/h
125	50	3.74	728303	2.76	728403	4.62	728603	182	135x110	105x80	11	51	157	230	180
160	50	4.22	728314	3.23	728414	5.10	728614	215	135x110	105x80	11	60	157	300	240
180	50	4.59	728305	3.61	728405	5.47	728605	242	135x110	105x80	11	70	157	350	280
200	50	5.12	728306	4.14	728406	6.00	728606	252	135x110	105x80	11	70	157	500	400
250	50	5.58	728307	4.55	728407	6.46	728607	300	135x110	105x80	11	83	157	500	400

Twin electrowelded brackets EEG MHD - max carrying capacity 400 daN



- 1) Plate: forged steel with integrated pin
- 2) Fork: deep-drawn legs electro-welded to the flange
- 3) Swivel actions: axial ball bearing and tapered roller bearing
- 4) Grease nipple
- 5) Anti-loosening system nut

mm	mm	kg	CODE	kg	CODE	mm	mm	mm	mm	mm	4 km/h	6 km/h
100	40+40	3.35	728062	2.60	728162	140	135x110	105x80	11	55	360	280
125	40+40	4.10	728063	3.35	728163	170	135x110	105x80	11	55	400	320

Options available to order

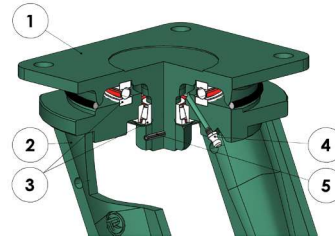


Wheel with grey rubber tyre



Directional lock for brackets EE MHD - EE HD - EED MHD: see page 332

Twin electrowelded brackets EEG HD - max carrying capacity 1000 daN



- 1) Plate: forged steel with integrated pin
- 2) Fork: deep-drawn legs electro-welded to the flange
- 3) Swivel actions: axial ball bearing and tapered roller bearing
- 4) Grease nipple
- 5) Anti-loosening system nut

mm	mm	kg	CODE	kg	CODE	mm	mm	mm	mm	mm	4 km/h	6 km/h
mm	mm	kg	CODE	kg	CODE	mm	mm	mm	mm	mm	daN	daN
160	50+50	10.60	728084	6.15	728184	228	175x140	140x105	14	50	600	480
200	50+50	12.55	728086	8.00	728186	280	175x140	140x105	14	65	1000	800

Options available to order



Wheel with grey rubber tyre